

VORBEREITUNG

Schreibe eine E-Mail in Englisch an eine Freundin oder einen Freund in einem anderen Land.

INHALTE

- Du schreibst, dass du sie/ihn besuchst.
- Er/Sie muss wissen:
 - wie du reist (*by car, by train, by plane, by bike, by bus by ferry/ship, hitch-hiking, ...*)
 - wo du ankommst (*at ... train/bus station, at ... airport, at ... port/harbour, at ...*)
 - an welchem Tag du ankommst (*on Monday, on June 23, next ... morning/afternoon*)
 - zu welcher Zeit du ankommst (*at 5:30 am/pm, around ... o'clock in the morning/...*)
 - ob er/sie dich (am Hafen/Bahnhof/...) abholen soll.
- Zusätzliche Informationen:
 - wie du reist: alleine (*alone*) oder mit Familie/Freunden/einer Reisegruppe (*with ...*).
 - wie du untergebracht bist: *hotel, guest house, youth hostel, ...*
(Oder willst du bei deiner Freundin/deinem Freund wohnen?)

STIL

simple present *I arrive in ... on ... at ...*

Gut, wenn du die Eltern deines Freundes/deiner Freundin schreibst, aber zu formell für einen Freund.

will-future *I'll arrive in ... on ... at ...*

Gut, wenn du an einen Freund schreibst.

will-future progressive *I'll be arriving in ... on ... at ...*

Sehr locker und informell. Auch gut, wenn du an einen Freund schreibst.
Du kannst auch zwischen *will-future* und *will-future progressive* wechseln:

Our ferry will arrive in/on/at ...
We'll be staying at the YMCA in ...

Und am Ende:

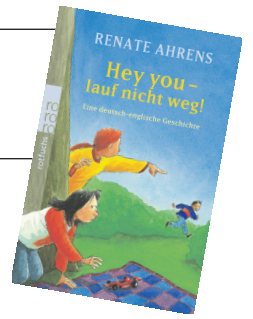
formell *Yours sincerely* (Britisch); *Yours faithfully* (US)

informell *Yours/Best wishes/All the best*

familiär *Love*



Vergleiche deine E-Mail mit der von Claire auf Seite 12 des Buches.



CLAIRE'S E-MAIL (SEITE 12)

Lies erst Claires E-Mail an Marie, bevor du die beiden Übungen machst.

1 Verbinde die englischen Wörter aus der E-Mail mit deren deutschen Bedeutungen. Vorsicht: Es gibt mehr deutsche Wörter als englische!


drop → um
 clothes → kaum
 absetzen
 noch → photograph
 again → Fotografie
 Fotograf
 fallen lassen
 weather
 hardly → gemietet
 around → wieder
 Foto
 pummelig
 rund
 hired
 although → Kleider
 Wetter
 gorgeous
 obwohl
 hart
 Kleidung
 Lappen
 hinreißend

2 Fülle die Lücken in Claires E-Mail mit den englischen Wörtern von oben.

Dear Marie,

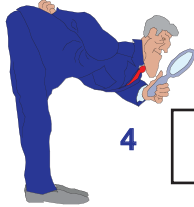
I'm so excited and I can (1) wait to see you. We'll arrive in Hamburg on Sunday afternoon at (2) half past four. My parents have (3) a car and we'll first have to go to the hotel. Don't ask me why! But my Mum has promised that she'll (4) me at your place later on, probably around seven, if that's all right.

It's raining in Dublin! I hope the (5) in Hamburg is much better. Should I bring summer (6) and sandals? Here I'm wearing a sweater because it's not warm at all, (7) it's August! I'm really looking forward to being in Hamburg (8). How is Julchen? Thanks a lot for the lovely (9) of the new baby. Hanna looks (10). You are so lucky! I wish I had a baby sister!



A CROSSWORD PUZZLE (1)

Wenn du das Buch bis Seite 40 gelesen hast, kennst du alle diese Wörter.



1 2 3

4 5 6 7 8 9 10 11 12 13 14 15

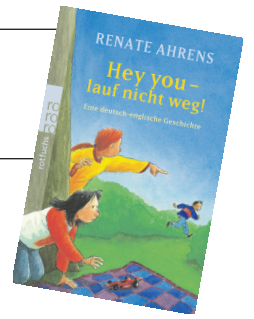
A crossword puzzle grid with 15 numbered starting points. The grid consists of white squares for letters and black squares for empty space. The numbers are: 1 (Across, 8 letters), 2 (Down, 7 letters), 3 (Down, 10 letters), 4 (Across, 7 letters), 5 (Across, 4 letters), 6 (Down, 5 letters), 7 (Across, 3 letters), 8 (Across, 6 letters), 9 (Across, 3 letters), 10 (Across, 6 letters), 11 (Down, 6 letters), 12 (Across, 5 letters), 13 (Across, 5 letters), 14 (Across, 4 letters), 15 (Down, 6 letters).

Across

- 1 Angeber/in
- 4 neugierig
- 8 Krankenhaus
- 10 Bluse
- 12 Hemd
- 13 das Kraulen
- 15 plötzlich

Down

- 2 Versteck
- 3 Fußball
- 5 Meer
- 6 bedrohen
- 7 Blazer/Jacke
- 9 Krawatte
- 11 Pullover
- 14 nützlich



THE LITTLE INDIAN BOY

1 *Durchsuche – alleine oder mit einem/r Partner/in – das Buch bis Seite 73 nach Informationen über den kleinen indischen Jungen, den Claire und Marie in ihrem Lieblingsversteck entdecken.*

- *Mache Notizen (Stichwörter, Seitenangaben, usw.)*
- *Schreibe eine **FACT FILE** auf Englisch in dein Heft.*

2 *Wenn du alles entdeckt hast, dann weißt du, wo diese Wörter im Text hingehören!*

- anorak • blanket • brown • can • crisps • dark • handkerchief • Hindi • India •
 letter • Murad • orange peel • parents • racing car • secret • teacher • tree

Marie and Clair’s favourite hiding place is a big (1).

One day Marie goes there and finds some (2),
 a dented (3) and an empty packet of (4).

Later, Marie and Claire go back. They find a (5) on the ground
 and a child’s (6) hanging in the tree. Then they see a boy.
 He is small and has (7) eyes. His skin is light (8).

Claire and Marie don’t tell anyone about the boy. They keep it a (9).

The boy’s name is (10) and he’s from (11).

He’s in Isabelle’s class. He speaks (12) with his parents, but he can also
 understand English and German. Claire and Marie meet Isabelle’s (13)
 and show her where the tree is, but the boy isn’t there. After Frau Fischer leaves, Claire and Marie find
 a white (14) in the tree. It’s wrapped around
 something. There’s a red (15) inside it.

Frau Fischer wants to talk to the boy’s (16).

They weren’t at home, so she leaves them a (17).

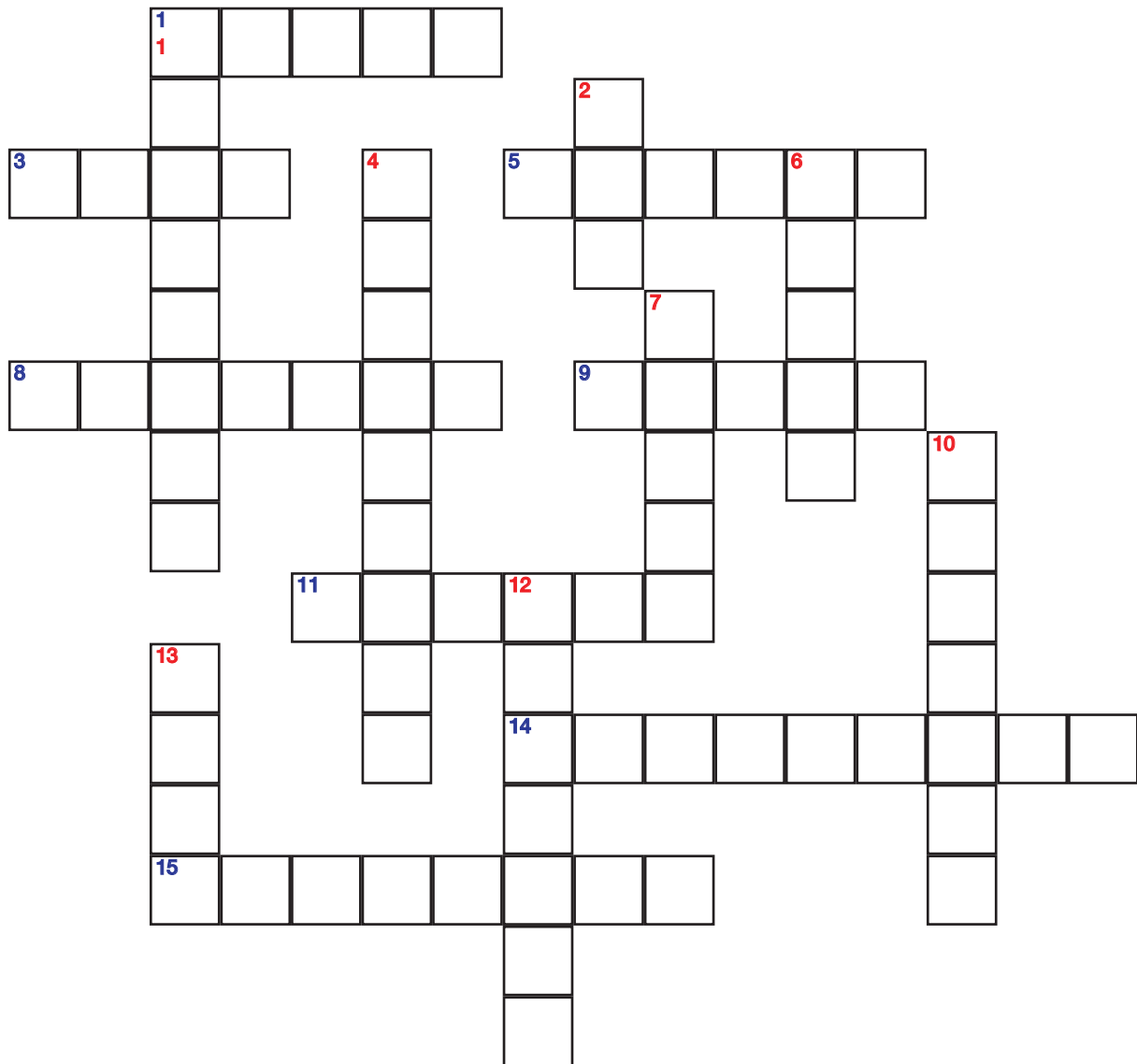
3 *Stell dir vor, du müsstest draußen schlafen:*

- *Was würdest du mitnehmen? (Denke an das Gewicht, denn du musst alles tragen!)*
- *Welche Gefahren kannst du dir vorstellen?*
- *Welche Probleme gibt es? (Denke an schlafen, essen, waschen, usw.)*



A CROSSWORD PUZZLE (2)

Wenn du das ganze Buch gelesen hast, kennst du alle diese Wörter.




Across

- 1 Would you like a ... of cake?
- 3 Tom is sad because his grandmother ... last week.
- 5 Murad had a dog in India. His friend Kim had a ...
- 8 A ... is another word for an argument.
- 9 My mother's brother is my ...
- 11 Murad hasn't any friends. He's very ...
- 14 It isn't cheap, it's ...
- 15 Murad wants to go back to India. He's ...

Down

- 1 My mother is expecting a baby. She's ...
- 2 Murad left a ... racing car in the tree.
- 4 Let's meet at two o'clock tomorrow ...
- 6 The train arrives in half an hour. We're ...
- 7 Murad's parents were quite ... with him!
- 10 Murad is missing and his parents are very ...
- 12 It isn't in the morning and it isn't in the afternoon, it's in the ...
- 13 John and Diana are my friends. I like them ...



KV1: Vorbereitung

Freie Übung

KV 2: Claire's e-mail

- 1 + 2** 1. hardly = *kaum*, 2. around = *um*, 3. hired = *gemietet*, 4. drop = *absetzen*,
5. weather = *Wetter*, 6. clothes = *Kleidung/Kleider*, 7. although = *obwohl*,
8. again = *wieder*, 9. photograph = *Foto/Fotografie*, 10. gorgeous = *hinreißend*

KV 3: A crossword puzzle (1)

Across 1. show-off, 4. curious, 8. hospital, 10. blouse, 12. shirt, 13. crawl, 15. suddenly

Down 2. hiding-place, 3. football, 5. sea, 6. threaten, 7. blazer, 9. tie, 11. sweater, 14. useful

KV 4: The little Indian boy

- 2** 1. tree, 2. orange peel, 3. can, 4. crisps, 5. blanket, 6. anorak, 7. dark, 8. brown, 9. secret,
10. Murad, 11. India, 12. Hindi, 13. teacher, 14. handkerchief, 15. racing car, 16. parents,
17. letter

KV 5: A crossword puzzle (2)

Across 1. piece, 3. died, 5. monkey, 8. quarrel, 9. uncle, 11. lonely, 14. expensive, 15. homesick

Down 1. pregnant, 2. toy, 4. afternoon, 6. early, 7. angry, 10. worried, 12. evening, 13. both

Weitere deutsch-englische Kinder- und Jugendbücher mit Unterrichtsmaterialien zum Downloaden bei rotfuchs: (www.rowohlt.de/downloads/lehrer)

- Emer O'Sullivan/Diemar Rösler "**Watch out - da sind sie!**", ISBN 3-499-21282-x, €5,90 (ab 10 J.)
- Renate Ahrens "**Hallo Claire - I miss you**", mit Illustrationen von Jan Lieffering, ISBN 3-499-21330-3, €5,90 (ab 10 J.)
- Renate Ahrens "**Hey you - lauf nicht weg!**", mit Illustrationen von Jan Lieffering, ISBN 3-499-21365-6, €5,90 (ab 10 J.)
- Stefanie Schulz / Daniel Quinlan "**See you - im nächsten Sommer**", ISBN 3-499-21352-4, €5,90 (ab 12 J.)
- Wolfram Hänel "**Vorsicht - strong currents!**", ISBN 3-499-21366-4, €5,90 (ab 12 J.)
- Holly-Jane Rahlens "**Prince William, Maximilian Minsky and Me**", ISBN 3-499-21294-3, €5,90 (ab 12 J.)